

WormQTL—public archive and analysis web portal for natural variation data in *Caenorhabditis* spp

L. Basten Snoek¹, K. Joeri Van der Velde², Danny Arends², Yang Li², Antje Beyer³, Mark Elvin⁴, Jasmin Fisher³, Alex Hajnal⁵, Michael O. Hengartner⁵, Gino B Poulin⁴, Miriam Rodriguez¹, Tobias Schmid⁵, Sabine Schrimpf⁵, Feng Xue⁴, Ritsert C. Jansen², Jan E. Kammenga^{1,*} and Morris A. Swertz^{2,6,*}

¹Laboratory of Nematology, Wageningen University, Wageningen 6708 PB, ²Groningen Bioinformatics Centre, University of Groningen, Groningen, P.O. Box 11103, 9700 CC, The Netherlands, ³Microsoft Research Cambridge, Cambridge CB3 0FB, ⁴Faculty of Life Sciences, University of Manchester, Manchester M13 9PT, UK, ⁵Institute of Molecular Life Sciences, University of Zurich, Zurich CH-8057, Switzerland and ⁶Genomics Coordination Center, University of Groningen, University Medical Center Groningen, Groningen, P.O. Box 30001, 9700 RB, The Netherlands

Received August 15, 2012; Revised October 10, 2012; Accepted October 22, 2012

ABSTRACT

Here, we present WormQTL (<http://www.wormqtl.org>), an easily accessible database enabling search, comparative analysis and meta-analysis of all data on variation in *Caenorhabditis* spp. Over the past decade, *Caenorhabditis elegans* has become instrumental for molecular quantitative genetics and the systems biology of natural variation. These efforts have resulted in a valuable amount of phenotypic, high-throughput molecular and genotypic data across different developmental worm stages and environments in hundreds of *C. elegans* strains. WormQTL provides a workbench of analysis tools for genotype–phenotype linkage and association mapping based on but not limited to R/qtl (<http://www.rqtl.org>). All data can be uploaded and downloaded using simple delimited text or Excel formats and are accessible via a public web user interface for biologists and R statistic and web service interfaces for bioinformaticians, based on open source MOLGENIS and xQTL workbench software. WormQTL welcomes data submissions from other worm researchers.

INTRODUCTION

Over the past 30 years, the metazoan *Caenorhabditis elegans* has become a premier animal model for

determining the genetic basis of quantitative traits (1,2). The extensive knowledge of molecular, cellular and neural bases of complex phenotypes makes *C. elegans* an ideal system for the next endeavour: determining the role of natural genetic variation on system variation. These efforts have resulted in an accumulation of a valuable amount of phenotypic, high-throughput molecular and genotypic data across different developmental worm stages and environments in hundreds of strains (3–19). In addition, a similar wealth has been produced on hundreds of different *C. elegans* wild isolates and other species (20). For example, *C. briggsae* is an emerging model organism that allows evolutionary comparisons with *C. elegans* and quantitative genetic exploration of its own unique biological attributes (21).

This rapid increase in valuable data calls for an easily accessible database allowing for comparative analysis and meta-analysis within and across *Caenorhabditis* species (22). To facilitate this, we designed a public database repository for the worm community, WormQTL (<http://www.wormqtl.org>). Driven by the PANACEA project of the systems biology program of the EU, its design was tuned to the needs of *C. elegans* researchers via an intensive series of interactive design and user evaluation sessions on a mission to integrate all available data within the project.

As a result, data that were scattered across different platforms and databases can now be stored, downloaded, analysed and visualized in an easily and comprehensive way in WormQTL. On top, the database provides a set of user interfaced analysis tools to search the database and

*To whom correspondence should be addressed. Tel: +31 317 482998; Fax: +31 317 484254; Email: jan.kammenga@wur.nl
Correspondence may also be addressed to Morris A. Swertz. Tel: +31 50 361 7100; Fax: +31 50 361 7230; Email: m.a.swertz@rug.nl

The authors wish it to be known that, in their opinion, the first four authors should be regarded as joint First Authors.

© The Author(s) 2012. Published by Oxford University Press.

This is an Open Access article distributed under the terms of the Creative Commons Attribution License (<http://creativecommons.org/licenses/by-nc/3.0/>), which permits non-commercial reuse, distribution, and reproduction in any medium, provided the original work is properly cited. For commercial re-use, please contact journals.permissions@oup.com.

explore genotype–phenotype mapping based on R/qtl (23,24). New data can be uploaded and downloaded using the extensible plain text format for genotype and phenotypes, XGAP (25). There is no limit to the type of data (from gene expression to protein, metabolite or cellular data) that can be accommodated because of its extensible design. All data and tools can be accessed via a public web user interface and programming interfaces to R and REST web services, which were built using the MOLGENIS biosoftware toolkit (26). Moreover, users can upload and share more R scripts as ‘plugin’ for the colleagues in the community to use directly and run those on a computer cluster using software modules from xQTL workbench (27); this requires login to prevent abuse. All software can be downloaded for free to be used, for example as local mirror of the database, and/or to host new studies.

All the software was built as open source, reusing and building on existing open source components as much as possible. WormQTL is freely accessible without registration and is hosted on a large computational cluster enabling high-throughput analyses at <http://www.wormqtl.org>. Below we detail the results, methods used to implement the system and future plans.

RESULTS

WormQTL is an online database platform for expression quantitative trait loci (eQTL) exploration to service the worm community and already provides many publicly available data sets (5,9–15,19). New data sets can be uploaded using the XGAP plain file data format. Suitable help pages are provided. Currently, 38 public data sets have been loaded, of which the bulk is xQTL data on 500 strains (introgression lines, recombinant inbred lines (RILs), recombinant inbred advanced intercross lines and natural isolates), 55,000 transcripts, 1594 samples and 1579 markers (Table 1). With this combination of classical phenotypes, molecular profiles and genetics data sets, WormQTL contains all the ‘genetical genomics’ experiments published to our current knowledge (except for some tiling data). Using WormQTL, researchers can explore many xQTLs across the various studies in different conditions and ages and compare classical QTLs with xQTLs. The main interfaces are ‘Find QTLs’, ‘Genome browser’ and ‘Browse data’.

Find QTLs

QTL is genomic regions associated with phenotypic variation and can be used to study the genetic architecture of traits and to detect potential phenotypic regulators. Recently, the number of QTLs and especially eQTL studies in *C. elegans* has increased greatly. These eQTL studies consist of large data sets that, before WormQTL, were very difficult to access and perform a combined meta-analysis. Therefore, we provide easy access to most of the eQTL studies published, by search, browse and plot functions (Figure 1).

We support relatively simple questions like ‘does my gene have an xQTL?’ to more advanced ones like ‘how

do these genes fit into an xQTL network?’. All the matching genes, markers and traits found in the data sets are returned including links to WormBase and literature. Furthermore, WormQTL is the first portal for any species that allows comparison of eQTLs over multiple experiments and environments, giving insight in the plastic nature of genetic regulation.

Genome browser

To find the genes that have a QTL on your favourite position, click ‘Genome browser’. Here, you can select from all the different releases of the University of California, Santa Cruz genome releases. You can add tracks from the designated experiments of interest. Then navigate to your favourite location (tip: use open in new window) and collect significant probe identifiers from that region.

Browse data

Complete data sets and accompanying gene, sample and trait identifier lists can be browsed via the ‘browse data’ user interface. External identifiers anywhere in the data are automatically recognized and enhanced as linkouts to background information, such as links to Wormbase, NCBI, KEGG or Ensembl. All the annotation lists and data matrices can be browsed and searched in a tabular form and can be downloaded as plain text or Excel files. Readers can also download data sets or submit new data sets using the XGAP data format following examples described in the WormQTL help section. Also all data can be accessed programmatically from with R (as whole matrix or per row) or using REST web services, including filtering of the annotations (genes, probes, markers and phenotypes) and services to ‘slice’ individual lines out of the complete data sets to speed up download and (parallel) analyses. Alternatively, readers can request a login to upload data and new analysis scripts directly.

DISCUSSION

Implementation

All the software was implemented using the open source ‘Molecular Genetics Information Systems’ MOLGENIS toolkit (26), and in particular one previously existing MOLGENIS application, the extensible xQTL workbench (27) and the R/qtl QTL mapping and visualization package for the R language (23,24). The MOLGENIS toolkit is a Java-based software to generate tailored research infrastructure on demand (22). From a single ‘blueprint’ describing all biological data structures and user interfaces of the whole system, MOLGENIS autogenerates a full application including user interface, database infrastructure and application programming interfaces (APIs) in R, REST and SOAP.

At the push of a button, MOLGENIS ‘generators’ automatically translates these models into a database, standard user interfaces for data queries and updates, upload/download tools for tab-delimited data and

Table 1. Overview of data sets currently loaded

Phenotypes	Sample size	Parental strains	Reference	Pubmed link	Growing temperature	Stage
Gene expression	2 × 40 RILs	CB4856; N2	Li <i>et al.</i> (10)	17196041	16 and 24°C	(72 h at 16 and 40 h at 24) L4
Gene expression	60 RILs	CB4856; N2	Li <i>et al.</i> (11)	20610403	24°C	(40 h) L4
Gene expression	36 × 3 RILs	CB4856; N2	Vinuela <i>et al.</i> (14)	20488933	24°C	(40, 96 and 214 h) L4, adult, old
Gene expression	208 RIALLs	CB4856; N2	Rockman <i>et al.</i> (5)	20947766	20°C	YA
Feeding curves RNAi exposure	56 RILs × 12 RNAi	CB4856; N2	Elvin <i>et al.</i> (15)	22004469	20°C	Multi-generational
Life-history traits	80 RILs	CB4856; N2	Gutteling <i>et al.</i> (13)	16955112	12 and 24°C	Egg, L4, YA
Lifespan and pharyngeal-pumping	90 NILs	CB4856; N2	Doroszuk <i>et al.</i> (9)	19542186	20°C	All; synchronized
Lifespan, Recovery and reproduction after heat-shock	58 RILs	CB4856; N2	Rodriguez <i>et al.</i> (19)	22613270	20 and 35°C heat shock	L4 and adult
Gene expression	6 × 2 parental strains	CB4856 and N2	Vinuela <i>et al.</i> (18)	22670229	24°C	(40, 96 and 214 h) L4, adult, old

RILs, recombinant inbred lines; NILs, near isogenic lines; RIALLs, recombinant inbred advanced intercross lines.

scriptable interfaces for programmers to users from within R and via web services. This greatly speeded up the initial software development and also enables rapid extension when, for example, new data types arrive. On top of this foundation, we build the WormQTL specific user interactions such as the ‘Find QTLs’ and the ‘Genome browser’ using MOLGENIS ‘plug-in’ mechanism and the visualizations and plots using the R interface. xQTL workbench is a scalable web platform for the mapping of QTLs at multiple levels: for example, gene expression (xQTL), protein abundance (pQTL), metabolite abundance (mQTL) and phenotype (phQTL) data. The xQTL workbench provided a set of previously developed user interfaces to run R/qrtl mapping methods directly from within the WormQTL user interface, the ability to add new analysis procedures in R, data management and data format conversions, all greatly speeding up the generation of new xQTL profiles.

All the data sets were downloaded from their original sources and then formatted using the XGAP data format. XGAP is a simple text file format that uses a directory of tab-delimited files or one Excel file with multiple sheets to load lists of annotations and data matrices. The annotations list all the background information needed to run and interpret the analysis including, for example, genome position information, such as markers, genes, probes and strains. The data matrices describe all the raw, intermediate and result data, such as gene expression, genotypes and QTL *P*-values, with the row names and column names cross linking to the annotations. For example, gene expression is a matrix of ‘gene’ X ‘sample’. Subsequently these data sets were loaded using the MOLGENIS/xQTL data import wizards, which check the files for correctness and give informative feedback if the data are not yet in a format that WormQTL can understand (25). All the annotations are stored in tables in the database; the large data matrices are stored in a optimized binary format to speed up analyses and queries. This format is documented in the WormQTL manual to ease the submission of new data sets from the community. Finally, all the QTL profiles were recalculated according to the specification of the original, or slightly modified when needed, such as to include a previously missing wrongly labelled sample correction. In this process, we greatly benefitted from the integration with xQTL workbench, which enabled us to re-run all these analyses on the computer cluster and add new R analysis procedures when needed, simply from the user interface.

All software is available as open source on <http://github.com/molgenis> for others to reuse locally, and related technical documentation is available at <http://www.xqtl.org> and <http://www.rqtl.org> and <http://www.molgenis.org>.

Future plans

The current version of WormQTL (June 2012) is a comprehensive, versatile and flexible package. Follow-up plans of more extended versions with new tools and data depend on the demand by the users of WormQTL.

1. Choose "Find QTLs"
2. Search & shop
3. Plot shopping cart

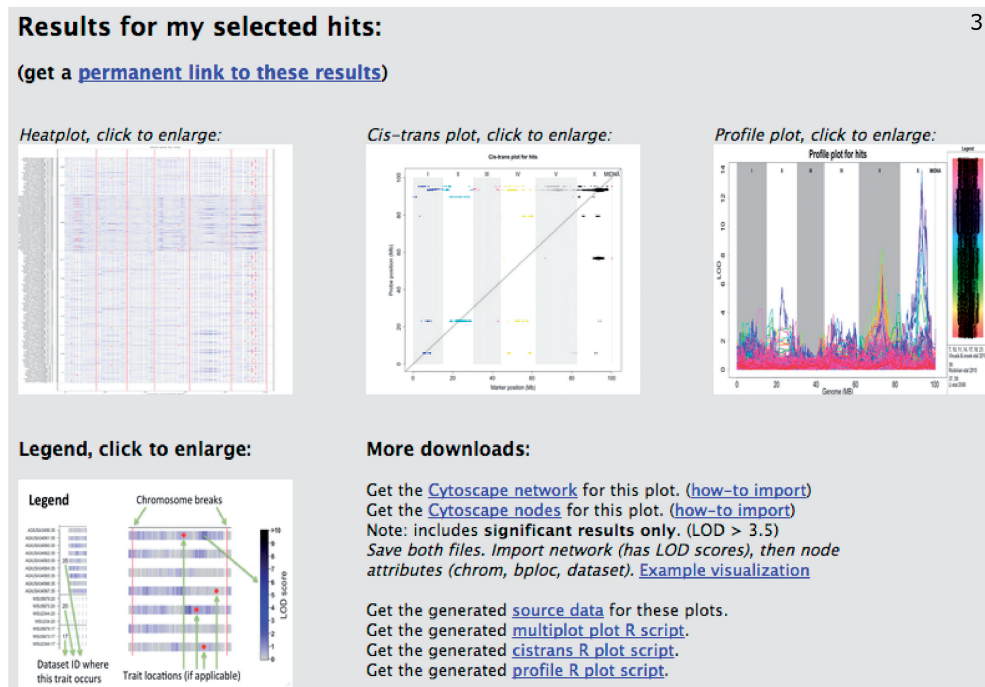
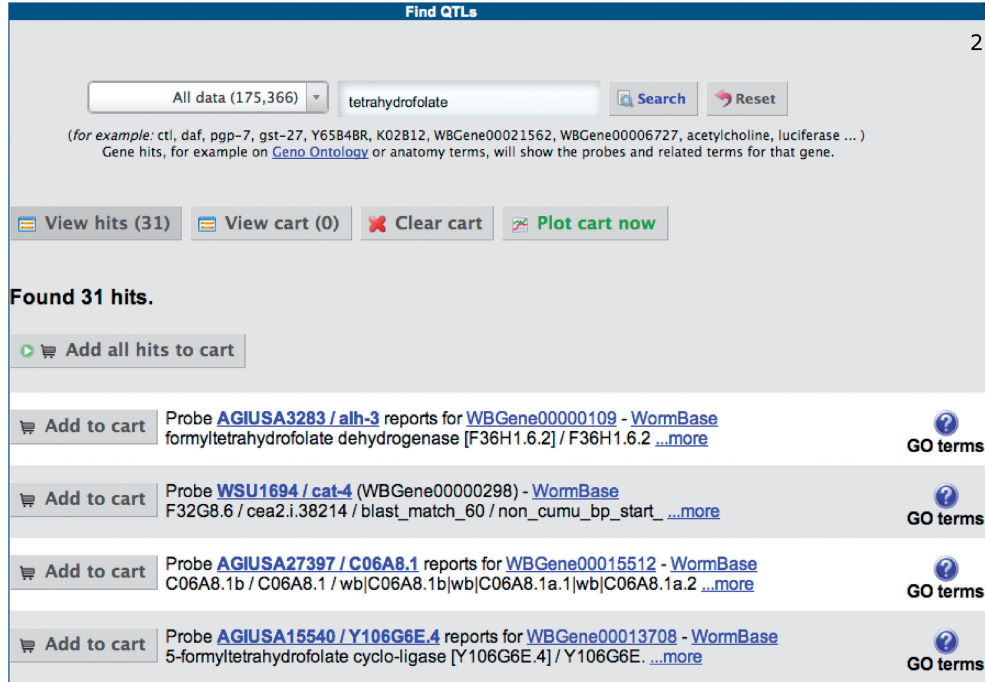
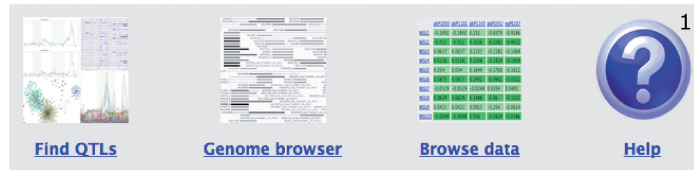


Figure 1. Cross experiment search. (1) Users can search for genes, markers or traits of interest using a google-like search box, optionally filtering for particular types of information. The results include links to WormBase and PubMed where possible. (2) From the resulting list, users can select items in a shopping cart, optionally repeating the search to add more items. (3) Finally, users can plot the contents of the shopping cart on top of all collected QTL data sets showing interesting areas in a heat plot, significant traits in a cis/trans plot and the individual signals in a profile plot. Alternatively, users can browse the QTL profiles using a genome browser, view/download the data set by simply browsing through all available information or use the scriptable interface to program against. A complete tutorial is available in the help page.

We envisage that in the future, three types of new tools will be developed: (i) visualization tools, (ii) QTL mapping tools and (iii) candidate gene selection tools. Improved visualization tools might include plotting a phenotype against the marker at a certain position; so the two groups become visible at a QTL position. Also plots can be made showing transgression and heritability per microarray probe or gene or histograms of the phenotypic values (and include the parental values if available). Advanced QTL mapping tools might include multi-environment/age mapping or genotype-by-environment analyses, developed in collaboration with the R/qtl team to enable automatic links to this software. The candidate gene selection tools would benefit from the most recent stable release of Wormbase (28), the most widely used platform for worm biology. But also other sources of information like MODENCODE (29) or Wormnet (30) are likely to be connected with WormQTL. A candidate gene selection tool might be implemented in a next version of WormQTL as it is less easy to implement and often needs information beyond WormQTL. One can think of (i) which SNPs/genes/polymorphic genes/transcription factor binding sites and so forth are underlying a eQTL; (ii) which gene, underlying my xQTL, is linked to most of the genes having an xQTL; (iii) which genes are polymorphic and (iv) which other genotypes show a difference in expression and do they share polymorphisms with the parental strains of the RIL population that the xQTL was mapped in. Moreover, WormQTL can be easily expanded to other *Caenorhabditis* species (21).

We believe that WormQTL, which will be continuously curated by the members of this international consortium, is a very attractive database for the growing community of quantitative genetics in worms researchers. We are committed to maintain data and software for the years to come and invite the community to add and share new data and ideas.

ACKNOWLEDGEMENTS

We thank Wormbase for being an easy accessible and versatile data source. We also thank Mark Sterken and Rita Volkens for helpful suggestions, Konrad Zych for graphics design and testing and many members of the *C. elegans* community for their comments and ideas.

FUNDING

The Centre for BioSystems Genomics (CBSG) and the Netherlands Consortium of Systems Biology (NCSB), both of which are part of the Netherlands Genomics Initiative of the Netherlands Organisation for Scientific Research (NWO) (to D.A.); European Community's Health Seventh Framework Programme (FP7/2007-2013) under grant agreement PANACEA [222936 to L.B.S., M.E., T.S., J.E.K., R.C.J.]; ERASysbio-plus ZonMW project GRAPPLE - Iterative modelling of gene regulatory interactions underlying stress, disease and ageing in *C. elegans* [90201066 to L.B.S.]. Funding for open access

charge: EU 7th Framework Programme under the Research Project PANACEA (no: 222936).

Conflict of interest statement. None declared.

REFERENCES

- Gaertner, B. and Phillips, P.C. (2010) *Caenorhabditis elegans* as a platform for molecular quantitative genetics and the systems biology of natural variation. *Genet. Res.*, **92**, 331–348.
- Kammenga, J.E., Phillips, P.C., de Bono, M. and Doroszuk, A. (2008) Beyond induced mutants: using worms to study natural variation in genetic pathways. *Trends Genet.*, **24**, 178–185.
- Palopoli, M.F., Rockman, M.V., TinMaung, A., Ramsay, C., Curwen, S., Aduna, A., Laurita, J. and And Kruglyak, L. (2008) Molecular basis of the copulatory plug polymorphism in *Caenorhabditis elegans*. *Nature*, **454**, 1019–1022.
- Kammenga, J.E., Doroszuk, A., Riksen, J.A.G., Hazendonk, E., Spiridon, L., Petrescu, A.-J., Tijsterman, M., Plasterk, R.H.A. and Bakker, J. (2007) A *Caenorhabditis elegans* wild type defies the temperature-size rule owing to a single nucleotide polymorphism in tra-3. *PLoS Genet.*, **3**, 0358–0366.
- Rockman, M.V., Skrovaneck, S.S. and Kruglyak, L. (2010) Selection at linked sites shapes heritable phenotypic variation in *C. elegans*. *Science*, **330**, 372–376.
- McGrath, P.T., Rockman, M.V., Zimmer, M., Jang, H., Macosko, E.Z., Kruglyak, L. and Bargmann, C.I. (2009) Quantitative mapping of a digenic behavioral trait implicates globin variation in *C. elegans* sensory behaviors. *Neuron*, **61**, 692–699.
- Reddy, K.C., Andersen, E.C., Kruglyak, L. and Kim, D.H. (2009) A polymorphism in npr-1 is a behavioral determinant of pathogen susceptibility in *C. elegans*. *Science*, **323**, 382–384.
- Palopoli, M.F., Rockman, M.V., TinMaung, A., Ramsay, C., Curwen, S., Aduna, A., Laurita, J. and Kruglyak, L. (2008) Molecular basis of the copulatory plug polymorphism in *Caenorhabditis elegans*. *Nature*, **454**, 1019–1022.
- Doroszuk, A., Snoek, L.B., Fradin, E., Riksen, J.A.G. and Kammenga, J.E. (2009) A genome-wide library of CB4856/N2 introgression lines of *Caenorhabditis elegans*. *Nucleic Acids Res.*, **37**, e110.
- Li, Y., Alvarez, O.A., Gutteling, E.W., Tijsterman, M., Fu, J., Riksen, J.A.G., Hazendonk, E., Prins, P., Plasterk, R.H., Jansen, R.C. *et al.* (2006) Mapping determinant of gene expression plasticity by genetical genomics in *C. elegans*. *PLoS Genet.*, **2**, 2155–2161.
- Li, Y., Breitling, R., Snoek, L.B., van der Velde, K.J., Swertz, M.A., Riksen, J., Jansen, R.C. and Kammenga, J.E. (2010) Global genetic robustness of the alternative splicing machinery in *Caenorhabditis elegans*. *Genetics*, **186**, 405–410.
- Gutteling, E.W., Doroszuk, A., Riksen, J.A.G., Prokop, Z., Reszka, J. and Kammenga, J.E. (2007) Environmental influence on the genetic correlations between life-history traits in *Caenorhabditis elegans*. *Heredity*, **98**, 206–213.
- Gutteling, E.W., Riksen, J.A.G., Bakker, J. and Kammenga, J.E. (2007) Mapping phenotypic plasticity and genotype-environment interactions affecting life-history traits in *Caenorhabditis elegans*. *Heredity*, **98**, 28–37.
- Viñuela, A., Snoek, L.B., Riksen, J.A.G. and Kammenga, J.E. (2010) Genome-wide gene expression regulation as a function of genotype and age in *C. elegans*. *Genome Res.*, **20**, 929–937.
- Elvin, M., Snoek, L.B., Frenjo, M., Klemstein, U., Kammenga, J.E. and Poulin, G.B. (2011) A fitness assay for comparing RNAi effects across multiple *C. elegans* genotypes. *BMC Genomics*, **12**, 510.
- Chandler, C.H. (2010) Cryptic intraspecific variation in sex determination in *Caenorhabditis elegans* revealed by mutations. *Heredity*, **105**, 473–482.
- Harvey, S.C., Shorto, A. and Viney, M.E. (2008) Quantitative genetic analysis of life-history traits of *Caenorhabditis elegans* in stressful environments. *BMC Evol. Biol.*, **8**, 15.

18. Viñuela, A., Snoek, L.B., Riksen, J.A.G. and Kammenga, J.E. (2012) Aging uncouples heritability and expression-QTL in *Caenorhabditis elegans*. *G3*, **2**, 597–605.
19. Rodriguez, M., Snoek, L.B., Riksen, J.A.G., Bevers, R.P. and Kammenga, J.E. (2012) Genetic variation for stress-response hormesis in *C. elegans* lifespan. *Exp. Geront.*, **47**, 581–587.
20. Andersen, E.C., Gerke, J.P., Shapiro, J.A., Crissman, J.R., Ghosh, R., Bloom, J.S., Felix, M.A. and Kruglyak, L. (2012) Recent chromosome-scale selective sweeps reshaped genomic diversity in *C. elegans*. *Nat. Genet.*, **29**, 285–290.
21. Ross, J.A., Koboldt, D.C., Staisch, J.E., Chamberlin, H.M., Gupta, B.P., Miller, R.D., Baird, S.E. and Haag, E.S. (2011) *Caenorhabditis briggsae* recombinant inbred line genotypes reveal inter-strain incompatibility and the evolution of recombination. *PLoS Genet.*, **7**, e1002174.
22. Swertz, M.A. and Jansen, R.C. (2007) Beyond standardization: dynamic software infrastructures for systems biology. *Nat. Rev. Genet.*, **8**, 235–243.
23. Broman, K.W., Wu, H., Sen, S. and Churchill, G.A. (2003) R/qlt: QTL mapping in experimental crosses. *Bioinformatics*, **19**, 889–890.
24. Arends, D., Prins, P., Jansen, R.C. and Broman, K.W. (2010) R/qlt: high throughput multiple QTL Mapping. *Bioinformatics*, **26**, 2990–2992.
25. Swertz, M.A., van der Velde, K.J., Tesson, B.M., Scheltema, R.A., Arends, D., Vera, G., Dijkstra, M., Schofield, P., Schughart, K., Hancock, J.M. *et al.* (2010) XGAP: a uniform and extensible data model and software platform for genotype and phenotype experiments. *Genome Biol.*, **11**, R27.
26. Swertz, M.A., Dijkstra, M., Adamusiak, T., van der Velde, K.J., Kanterakis, A., Roos, E.T., Lops, J., Thorisson, G.A., Byelas, G., Muilu, J. *et al.* (2010) The MOLGENIS toolkit: rapid prototyping of biosoftware at the push of a button. *BMC Bioinformatics*, **11**(Suppl. 12), S12.
27. Arends, D. and van der Velde, K.J. (2012) xQTL workbench: a scalable web environment for multilevel QTL analysis. *Bioinformatics*, **28**, 1042–1044.
28. Yook, K., Harris, T.W., Bieri, T., Cabunoc, A., Chan, J., Chen, W.J., Davis, P., de la Cruz, N., Duong, A., Fang, R. *et al.* (2012) WormBase 2012: more genomes, more data, new website. *Nucleic Acids Res.*, **40**, D735–D741.
29. Gerstein, M.B., Lu, Z.J., Van Nostrand, E.L., Cheng, C., Arshinoff, B.I., Liu, T., Yip, K.Y., Robilotto, R., Rechtsteiner, A., Ikegami, K. *et al.* (2010) Integrative analysis of the *Caenorhabditis elegans* genome by the modENCODE project. *Science*, **330**, 1775–1787.
30. Lee, I., Lehner, B., Crombie, C., Wong, W., Fraser, A.G. and Marcotte, E.M. (2008) A single gene network accurately predicts phenotypic effects of gene perturbation in *Caenorhabditis elegans*. *Nat. Genet.*, **40**, 181–188.